

# feather&black

## Perfect Bedtimes

### Amelia Bedstead Double/King/Super King

#### IMPORTANT READ CAREFULLY RETAIN FOR FUTURE REFERENCE

#### Thank you for buying the Amelia Bedstead Double/King/Super King

- Please take a few quiet minutes to read these instructions
- Because of the size of this product we recommend that it is built in the room intended for use
- It is recommended that this product is assembled by two adults.
- As this product contains small parts please keep small children clear from the assembly area
- Before assembly please lay out all the parts on a clean protected surface and check that all parts are present with the parts checklist
- Save all packing until the product is fully assembly to avoid accidentally discarding fittings

#### PRODUCT SAFETY

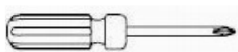
- All assembly fastenings should always be tightened properly and care should be taken that no fittings are loose
- We recommend that you periodically check and ensure that all components are in their proper position, free from damage, and that all fittings are fully tightened

#### PRODUCT CARE


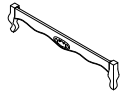

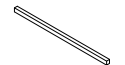
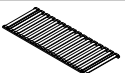



- Wipe clean using a soft damp cloth followed by dry cloth
- Do not use abrasives or cleaning products which may contain ammonia or solvents
- Take care when handling or moving the furniture. Careless handling can damage wooden furniture, so please try to lift rather than drag when moving
- It is recommended that the fabric is Dry Cleaned only, Please carefully spot clean only

#### TOOLS REQUIRED

- Please use a phillips Head Screwdriver (not included) and Allen key part F (included) to assemble the Amelia Bedstead Double/King/Super King



# ASSEMBLY INSTRUCTIONS

	PARTS	QTY
A		1PC
B		1PC
C		2PCS
D		1PC
E		2PCS
F		1PC
G		8PCS
	$\varnothing 6 \times 10$	
H		8PCS
	$\varnothing 4 \times 30$	

